


## IMPORTANT PLEASE READ THIS

For each steps, remember :  
**HEAVY! - FRAGILE! - HANDLE WITH CARE! WEAR GLOVES! - DANGER OF INJURY!**

### 1\_ INSPECT THE GOODS IN THE PRESENCE OF THE DELIVERY DRIVER

**PRISE OPEN THE LID & INSPECT THE STONE WITH THE DRIVER PRESENT.**



### 2\_ SIGN AS EITHER «RECEIVED OK» OR «DAMAGED»

1\_ «RECEIVED OK» Driver can leave

2\_ «DAMAGED»

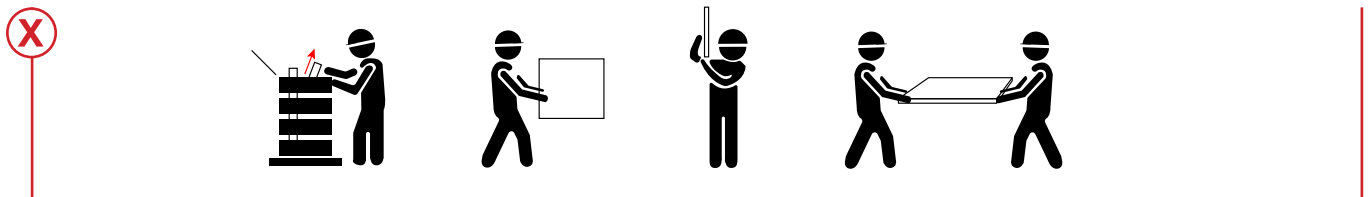
- Call & email supplier before driver departs to activate an insurance claim.
- We need a copy of the delivery note & pictures.

3\_ «UNEXAMINED»

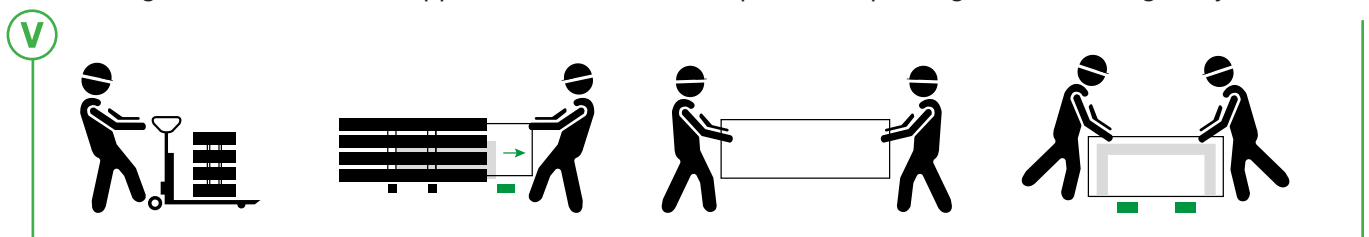
- You can only sign as **RECEIVED OK** or **DAMAGED**, without answer, regarded as «RECEIVED OK».

### 3\_ PRODUCT HANDLING . HANDLE WITH CARE . HEAVY & FRAGILE MINIMUM 2 PERSONS LIFT

**DO NOT push, shunt, nor stack crates. DO NOT unload from the top. DO NOT try to carry a piece alone nor flat.**



Open end & slide out onto foam leaving the card in the crate to avoid scratches. 2 Persons should carry the stone carefully in an upright position before placing onto foam, leaning against a wall, & separated by card to prevent scratching. the foam & card is supplied within the crate. Dispose of all packing materials thoughtfully after use.



### 4\_ CHECK THE TUTORIALS

Set up - Cleaning - Repairs - etc :  
Access by scanning the Qr code

FOURNIR  
QR CODE

PYRO  
LAVE